


How to Install and Program Galaxy Control Unit for Wi-Fi App

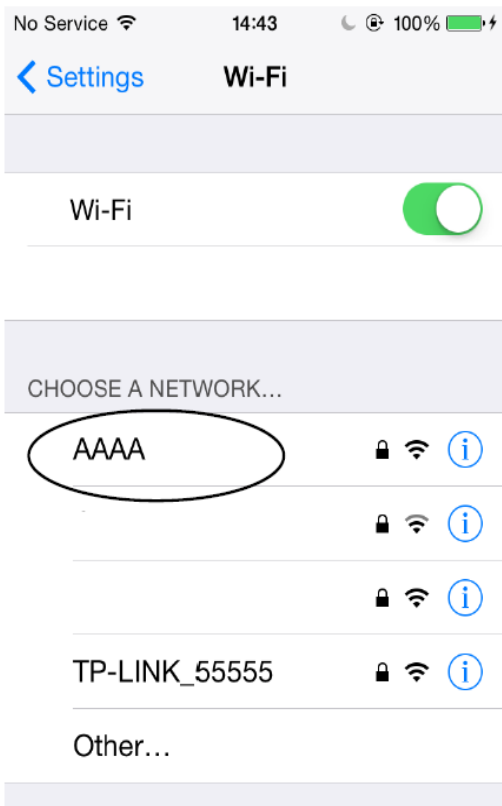
GALAXY LIFTS APP CONTROL AND PROGRAMING INSTRUCTIONS

Press WIFI-RST button on your receiver to reset WIFI, user name and password to default value.

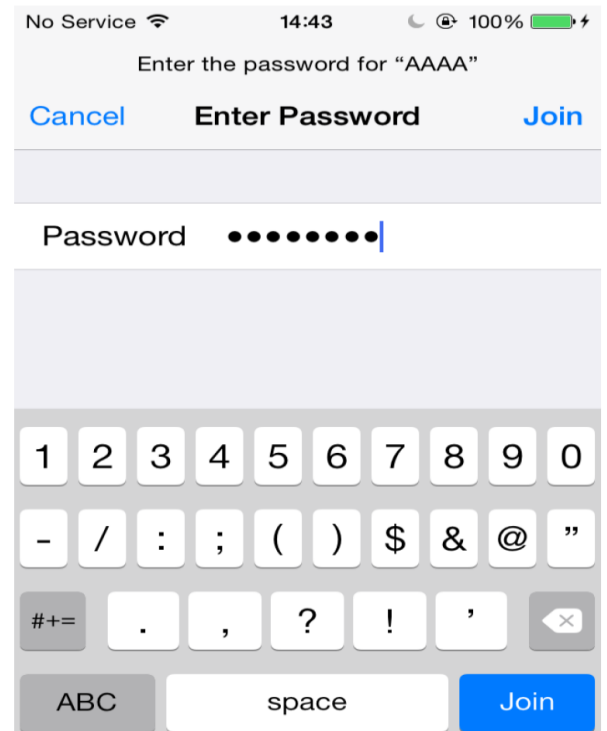
(name: AAAA, password: 12345678)




Then choose the WIFI to connect on your iPhone (Settings → Wifi)



Click the 'AAAA' hotspot, you will see the following enter password screen, then enter password **12345678**

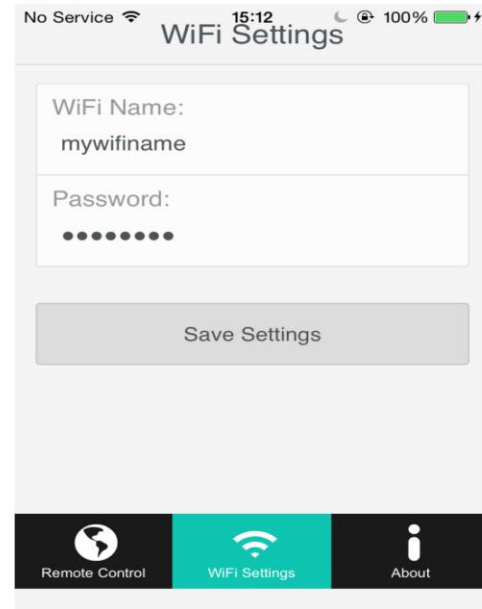


The open the **Galaxy Lifts** APP



If you would like to change WIFI name & password, please switch to 2nd screen, then enter the name & pass you want, then click **Save**

Settings



Your wifi name & pass will change, then please enter the new data on your iPhone, similar as step above.

